


EXPLAINING BIBLICAL CONCEPTS

DAILY ROUTINES & PLAYTIME

By: Lee Ann Mancini



Importance of Routine & Schedules

Routines and schedules are very important to young children.




Every Morning:

In the morning, children should say a prayer before they get out of bed. Little ones can pray, “Good morning, Jesus, I love you.” After they brush their teeth and get dressed, say to them, “Jesus and Mommy love that you prayed and brushed your teeth and are now ready for the day!”

Before School:

Before you drop off your preschooler, you can hug him and say, “Jesus will be with you today because he’s in your heart, and Mommy will pick you up soon.”



Before Going to a Friend's House:

When children go to play at a friend’s house, remind them, “Jesus wants you to be nice and kind.”

Every moment, all day long, “impress [the Statutes of the Lord] upon your children. Talk about them when you sit at home and when you walk along the road, when you lie down and when you get up” (Deuteronomy 6:7). “Spiritual growth should not be compartmentalized, but integrated with every other aspect of life...intellectually, physically, socially, and emotionally.”

[1] Dr. Howard Hendricks, *Teaching to Change Lives*, 25.

Time Line

For small children 2 – 4 years of age, you are preparing the soil by building a vocabulary and creating categories in their mind.

Then from 5 -7 years of age, you are planting seeds into rich soil so they can grow deep roots.




Nap Time: Instead of saying, “Let’s take a nap,” say, “Let’s take a Sabbath’s rest in Jesus and pray to him.” Repeat meaningful, biblical words to your children so the words become familiar. Later, you can explain the full meaning of a Sabbath’s rest.

Breath Prayers

Another good way to instill biblical truths in young children is to recite breath prayers and phrases. These are prayers you can say within one exhale. Here are just a few examples:

- God is good.
- Jesus loves me all the time.
- God gives me friends.
- Jesus is always there.
- God made the pretty flower.
- Thank you, Jesus, for taking care of me.
- Thank you, Jesus, for mommy and daddy.
- I love you, Jesus!



Playtime

Help little ones to understand that Jesus is everywhere by showing them how different televisions play the same show on the same channel. Knowing Jesus is watching them can be a great deterrent against bad behavior. There is a saying, “You may be doing something behind someone’s back, but you’re doing it in front of God’s eyes.”

Noah’s Ark:

Little ones will have a great time taking their stuffed animals and lining them up to enter the ark. The ark can be a large cardboard box that they decorate to look like a large boat. After the animals are loaded two-by-two into the ark, take a spray bottle of water and make it “rain.” Then make a rainbow out of cardboard and markers. Hold the rainbow over the “ark” as the animals come out two by two. Show your children that God takes care of those he loves.

The Good Samaritan:

You can use bandages, toilet paper, paper towels, and real cloth wraps to act out this story. Your children can also draw a picture or write a get-well, act out the scene, and use ketchup for the blood on the boo-boo. This is a great example of loving others!

Finding Baby Moses:

Put a baby doll on a float in the pool or in a plastic bowl to float in the bathtub. As Moses “floats down the Nile,” tell the story of how he was saved when he was taken out of the water.

Every Day Is for Jesus!

- **Monday:** Moment Day. Take many moments in the day to give thanks and praise. Set a clock for every half hour or hour to remind you to give thanks and praise.
- **Tuesday:** Two's Day. Say Jesus' name twice each time you speak his name.
- **Wednesday:** Wonderful Wednesday. Do something wonderful for Jesus today. Wear a crown, and when someone asks why you are wearing a crown, say that you are the King's child.
- **Thursday:** Thirsty Thursday. Every time you take a drink of water say, "Jesus, you give living water."
- **Friday:** Fun Friday. Do something really fun this day and give thanks to Jesus for all the fun.
- **Saturday:** Salty or Sugary Saturday. Make foods that are fun to eat using salt or sugar. Thank Jesus for all the wonderful treats.
- **Sunday:** Someday Sunday. Make a list of the things you keep saying you are going to do "someday" and do them. Remember, do not work. It is the Sabbath day. Give thanks to Jesus that you have another someday!

All the Colors of His Rainbow

When teaching all the primary colors, be sure to incorporate biblical concepts.

1. **White:** This color stands for purity. God made the beautiful angels dressed in white.
2. **Red:** This is the color of Jesus' blood and our blood because we are like him. Jesus' blood paid the price of our sins. A scraped knee can be an example of Christ's suffering.
3. **Blue, Purple, Indigo:** These are colors of royal robes. Jesus is the King of Kings.
4. **Green:** Jesus created all the earthly things with the Father. He created green trees, grass, and the various plants.
5. **Yellow:** The sun is bright and gives light. Jesus is the light of the world.

